


PS SERIES PSMDPCBU48P50-X PCB DC/DC POWER SUPPLY



- Miniature
- High density
- Single output

Special Features

- Extremely Miniature size
- High power density: up to 12.2 W/in³
- High efficiency
- Input / Output isolation
- Fixed switching frequency (250 kHz)
- EMI filters included
- Non-latching protections:
 - Input under/overvoltage lockout
 - Overload/short-circuit protection
 - Output overvoltage protection
 - Over temperature shutdown

Environmental Conditions

Meets or exceeds MIL-STD-810F

Temperature:

Operating -55 °C to +85 °C (baseplate)

Storage -55 °C to +125 °C

Reliability

At least 150,000 hours
calculated IAW MIL-HDBK-217F Notice 2
at +85°C baseplate, Ground Fix conditions.

- DC/DC converter
- Up to 15 W

Electrical Specifications

DC INPUT

Normal voltage range: 18 to 48 V_{DC}

Abnormal transient protection:

No damage (may shut down) when exposed to abnormal surges IAW MIL-STD-1275A (100 V for 50 ms) and MIL-STD-704A (80 V for 0.1 s)

Efficiency: Up to 82%

EMC: Designed to meet* MIL-STD-461F:

CE101, CE102, CS101, CS114, CS115, CS116, RE101, RE102, RS101, RS103

Isolation:

Input to Output: 200 V_{DC}

Input to Case: 200 V_{DC}

DC OUTPUT (floating)

Voltage Regulation: Up to ±1%

(no load to full load, -55 °C to +85 °C)

Ripple and Noise: 50 mV_{p-p}, typical (max. 1%)

Current Limiting (Hiccup):

Continuous protection for unlimited time

Over Voltage Protection:

Passive transorb on output.

Over Temperature Protection:

Shutdown if baseplate temperature exceeds +105 °C ± 5 °C.

Automatic recovery when baseplate temperature returns to below +95 °C ± 5 °C.

Isolation:

Output to Case: 100 V_{DC}

* EMC Compliance achieved with 5μH LISN, shielded harness and static resistive load.
Depending on the actual configuration, an external filter may be required for full compliance.

Markets & Applications



Military, Ruggedized

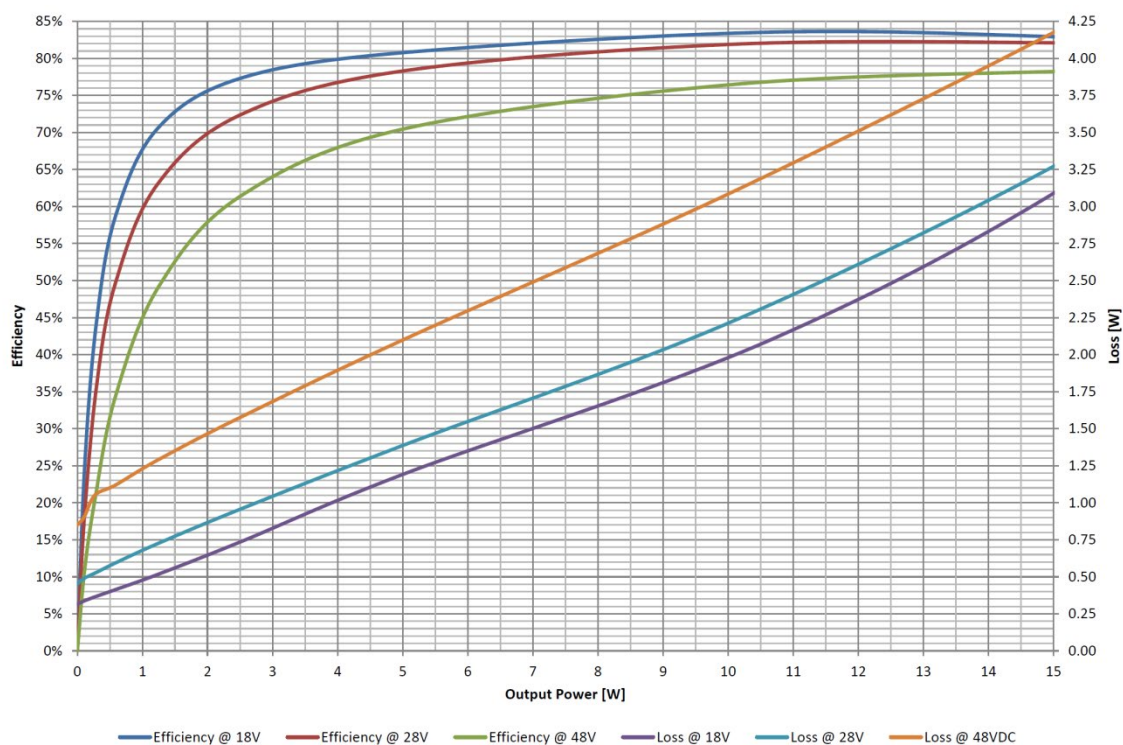


Telecom, Industrial

PS SERIES: PSMDPCBU48P50-X

Efficiency Plot

PSMDPCBU48P15-0 variant (5 V_{DC} / 3 A):

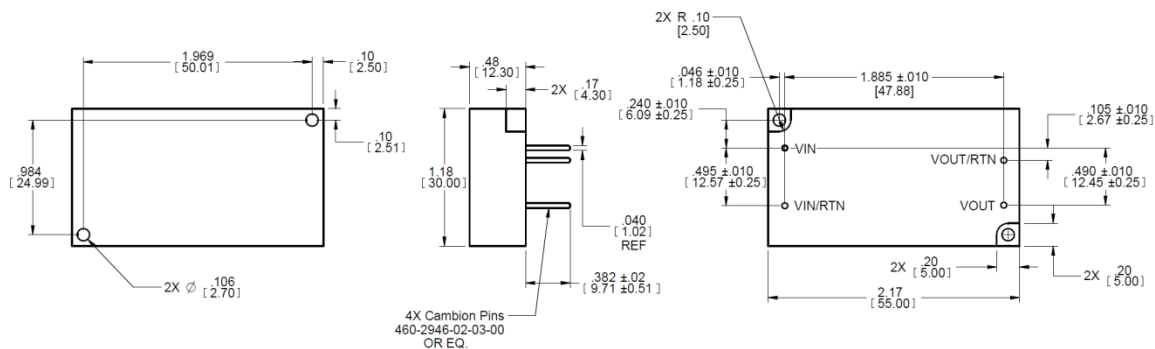


Pin Assignment

Pin No.	Pin Name	Description	Polarity
1	VOUT	Output	+
2	VOUT RTN	Output Return	-
3	VIN	Input	+
4	VIN RTN	Input Return	-

PS SERIES: PSMDPCBU48P50-X

Outline Drawing



Notes

1. Dimensions are in inches [mm]
2. Tolerance is:
 .XX ±.02 in.
 .XXX ±.01 in.
3. Weight: approx. 1.06 oz (30 g)

Note: Specifications are subject to change without prior notice by the manufacturer

PS SERIES: PSMDPCBU48P50-X

Standard Configurations

Part number	Input voltage range	Output Voltage	Output Current
PSMDPCBU48P15-0	18 to 48 V _{DC}	5 V _{DC}	3 A
PSMDPCBU48P15-1	18 to 48 V _{DC}	12 V _{DC}	1.25 A
PSMDPCBU48P15-2	18 to 48 V _{DC}	15 V _{DC}	1 A
PSMDPCBU48P15-3	18 to 48 V _{DC}	24 V _{DC}	0.6 A

